

25 Tbps Switching

Dual Power Supply

10 Gbps - 25 Gbps - 40Gbps




Aggregation Switch



DG-S6120-20XS4VS2QXS

Product Picture



Front View of the DG-S6120-20XS4VS2QXS

Product Overview

DG-S6120 series switches, released by Data General, are next-generation high-performance and high-security 10G Ethernet switches. Featuring advanced hardware architecture and the latest modular OS from Data General, they deliver faster hardware processing and a better operation experience. They lay a foundation for high-performance networks that support IoT service lifecycle management, mobility applications, and cloud applications.

The DG-S6120 flexibly provides access services at multiple rates (10GE/2.5GE/1GE) through its 10GE optical ports. It can connect to uplink devices through high-performance 10GE/40GE ports, thus fully meeting user requirements for high-density access and high-performance aggregation.

The DG-S6120 delivers robust performance, sound end-to-end service quality, and rich security functions for the aggregation layer of a large-sized network or the core layer of a small- or medium-sized network. It is designed to meet the high-speed, security, and intelligence requirements of enterprise networks.

| Product Highlights

- Supports Virtual Switch Unit (VSU), which allows flexible networking.
- Offers various Layer 3 routing functions to cope with multiple services and guarantee highly efficient data transmission.
- Employs various network security policies and provides real-time monitoring to ensure network robustness.
- Integrates diverse campus and data center features and supports comprehensive QoS policies.
- Provides multiple network management methods, achieving simple and easy network maintenance.
- Uses variable-speed axial fan modules, reducing power consumption and noise while ensuring stable operation of the switch.
- Uses RGOS modular operating system to provide more entries, faster hardware processing, and better operation experience.
- Provides open and programmable RGOS modular operating system. Basic functions are incorporated into the main version, and custom functions are released in app mode, ensuring stability of the basic functions.
- Supports the x86 platform, which supports containers, allows third-party management applications to be installed, and makes it easy for customizing functions.
- Rectifies faults related to processes online in seconds, without interrupting network operation.
- Supports Python that allows applications across platforms.
- Supports high-speed access to northbound interfaces, with the performance of up to thousands of operations. It can associate with the controller to upgrade the man-machine interface to machine-machine interface.
- Upgrades and extends functions online to ensure nonstop services.
- Uses two flash chips to store BOOT software (system boot program), achieving hardware-level BOOT redundancy and avoiding switch startup failures caused by flash chip failures.

| Product Features

Multiple Rates

Ethernet interface standards have rapidly evolved from 10BASE-T and 100BASE-T to 1000BASE-T (IEEE 802.3ab), leading to widespread adoption across devices such as PCs and access points (APs). However, as the Wi-Fi 6 technology has been introduced, APs can now deliver uplink rates of 10 Gbps, which poses a growing challenge for GE network devices. The DG-S6120 addresses this issue by offering 100M/1000M/2.5G/10G Base-T Ethernet ports in auto-negotiation mode, providing better adaptability to Wi-Fi 6 APs.

IPv4/IPv6 Dual-Stack Multi-Layer Switching

The DG-S6120 hardware supports both IPv4 and IPv6 dual stacks, as well as multi-layer line-rate switching in order to differentiate and process packets of each protocol effectively. With flexible IPv6 network communication solutions, the DG-S6120 can meet various IPv6 network demands such as planning or maintenance. The DG-S6120 supports a wide range of IPv4 routing protocols, covering IPv4 static routing, RIP, OSPFv2, IS-ISv4, and BGP4. Fitting for different network environments, one can select appropriate routing protocols for flexible network building. Additionally, the DG-S6120 also supports abundant IPv6 routing protocols such as IPv6 static routing, RIPng, OSPFv3, IS-ISv6, and BGP4+. These protocols can be flexibly selected to either upgrade an existing network to IPv6 or establish a new one.

VSU

The DG-S6120 supports Virtual Switching Unit (VSU). VSU enables multiple physical devices to be connected through aggregate links and virtualized into one logical device. By using the same IP address, Telnet process, and CLI for management, along with automatic version check and configuration, network administrators can manage just one logical device, thereby enhancing work efficiency. The VSL port can be a 10GE port or port of a dedicated stacking card, which can maximize the return on investment (ROI).

Simplified management: The network administrator can manage multiple switches uniformly because there is no need to connect separately to each switch for configuring and managing them.

Simplified network topology: A VSU serves as a switch within a network and eliminates Layer 2 loops and MSTP configurations by connecting peripheral devices through aggregate links. Various control protocols can run on the VSU. Fault rectification within milliseconds: A VSU connects to peripheral devices through aggregate links. If a fault occurs on one device or member link in the VSU, data and services can be switched to another member link within 50 ms to 200 ms. High scalability: User devices can be added to or removed from a virtualized network, without affecting normal operation of other devices.

Sound Security Protection Policies

The DG-S6120 can effectively defend against virus spread and hacker attacks through multiple inherent mechanisms, such as DoS attack defense, IP scanning attack defense, validity check of ARP packets, and multiple hardware-based ACLs.

The hardware based IPv6 ACL can easily control the access of IPv6 users at the network edge even if there are IPv6 users on an IPv4 network. The DG-S6120 allows IPv4 and IPv6 users to coexist and can control access permissions of IPv6 users, for example, restricting access to sensitive resources on the network.

The DG-S6120 provides a unique hardware CPU protection mechanism: CPU Protection Policy (CPP). CPP enables the DG-S6120 to classify data traffic sent to the CPU, process the traffic by queue priority, and apply the rate limit to traffic as required. CPP fully protects the CPU from being occupied by unauthorized traffic, malicious attacks, and resource consumption, which ensures the security of the CPU and the switch.

The DG-S6120 and its ports can be flexibly bound to a user's IP address and MAC address, which strictly restricts the access of users connected to the ports or the switch.

DHCP snooping enables the DG-S6120 to receive DHCP Response messages only from trusted ports, preventing spoofing from unauthorized DHCP servers. With DHCP snooping, the DG-S6120 dynamically monitors ARP packets, checks users' IP addresses, and discards unauthorized packets that do not match binding entries. This effectively prevents ARP spoofing and source IP address spoofing.

The DG-S6120 also supports access control through source IP address-based Telnet, which can prevent unauthorized users and hackers from maliciously attacking and controlling the switch, and enhance the network management security of the switch.

Through the Secure Shell (SSH) and Simple Network Management Protocol version 3 (SNMPv3), the DG-S6120 can encrypt management information in Telnet and SNMP processes. This ensures information security of management devices and prevents hackers from attacking and controlling the devices.

The DG-S6120 rejects unauthorized network access and enables authorized network access by employing multi-element binding, port security, time-based ACL, and data stream-based rate limiting. It can strictly control user access to enterprise networks and campus networks and restrict the communication of unauthorized users.

The DG-S6120 supports the Network Foundation Protection Policy (NFPP) to enhance its security. By isolating attack sources, NFPP can protect the processor and channel bandwidth resources of the switch. This ensures normal packet forwarding and protocol status.

High Reliability

The DG-S6120 supports built-in redundant power modules and fan modules. The power and fan modules are hot swappable without affecting the normal operation of the switch. The switch also provides fault detection and alarms for power and fan modules. The fan speed can be automatically adjusted based on temperature changes to better adapt to various environments. The DG-S6120 adopts the front-to-rear airflow to enhance the cooling efficiency. By using overcurrent, overvoltage, and overheating protection technologies, the DG-S6120 achieves device-level and link-level reliability protection.

The DG-S6120 supports STP (IEEE 802.1D), RSTP (IEEE 802.1w), and MSTP (IEEE 802.1s) to achieve fast convergence, improve the fault tolerance capability, and ensure stable network operation and link load balancing. The DG-S6120 effectively utilizes network channels to improve the usage of aggregate links.

The Virtual Router Redundancy Protocol (VRRP) ensures network stability for the switch.

The Rapid Link Detection Protocol (RLDP) enables the DG-S6120 to quickly detect link connectivity and unidirectional optical links. The port loop detection function helps the DG-S6120 to prevent network failures caused by loops due to unauthorized port connections with hubs.

When STP is disabled, the Rapid Ethernet Uplink Protection Protocol (REUP) can still provide basic link redundancy and millisecond-level fault rectification faster than STP.

The DG-S6120 supports Bidirectional Forwarding Detection (BFD) for upper-level protocols (such as routing protocols), rapidly detecting connectivity of the forwarding path between two routing devices. BFD greatly shortens the convergence time for upper-level protocols upon link status changes.

Powerful Multi-Service Support

The DG-S6120 supports IPv4 and IPv6 multicast functions as well as multiple multicast protocols, including IGMP snooping, IGMP, Multicast Listener Discovery (MLD), Protocol Independent Multicast (PIM), PIM for IPv6, and Multicast Source Discovery Protocol (MSDP). It provides multicast service support for IPv4 networks, IPv6 networks, and IPv4 and IPv6 networks.

IGMP source port check and source IP address check supported by the DG-S6120 can effectively eliminate unauthorized multicast sources and enhance network security.

Sound QoS Policies

The DG-S6120 can classify and control various flows, such as MAC flows, IP flows, and application flows, to implement different policies such as fine-grained bandwidth control and forwarding priority. In this way, it provides differentiated services based on applications and characteristics of service quality required by the applications.

It provides QoS guarantee based on the DiffServ model and can filter traffic based on 802.1p priorities and IP ToS values, and from Layer 2 to Layer 7. It supports SP, WRR, and other QoS policies.

Energy Saving

The DG-S6120 adopts the next-generation hardware architecture, and advanced energy-efficient circuit design and components, to efficiently reduce energy consumption and noise. It is equipped with variable-speed axial fan modules to intelligently control the fan speed based on the ambient temperature. This reduces power consumption and noise while ensuring stable operation of the switch.

Easy Network Maintenance

The DG-S6120 supports routine network diagnosis and maintenance based on SNMP, RMON, Syslog, and USB- based backup log and configuration. A network administrator can use various management and maintenance modes such as command line interface (CLI), web network management, and Telnet to facilitate device management.

Product Specifications

Hardware Specifications

Hardware Specifications	DG-S6120-20XS4VS2QXS
Interface Specifications	
Fixed port	20 x 1G/2.5G/10G SFP+ ports, 4 x 10G/25G SFP28 ports, 2 x 40G QSFP+ ports One switch provides a maximum of 32 x 10G ports, 2 modular power slots, and 2 modular fan slots.
Fan module	2 x pluggable fan modules, and fan speed regulating and alarm function
Power modules	2 x power module slots
Fixed management ports	1 x MGMT port, 1 x console port, and 1 x USB 2.0 port

Hardware Specifications	DG-S6120-20XS4VS2QXS
System Specifications	
Packet forwarding rate	570 Mpps/1,260 Mpps
System switching capacity	2.56 Tbps/25.6 Tbps
Number of MAC addresses	Number of global MAC addresses: 32,768 Number of static MAC addresses: 1,000
ARP table size	16,000
ND table size	4,000
Number of IPv4 unicast routes	16,000
Number of IPv4 multicast routes	4,000
Number of IPv6 unicast routes	16,000
Number of IPv6 multicast routes	2,000
Number of ACEs	Maximum number of ingress ACEs associated with an SVI, physical interface, or aggregate interface: 2,500 Maximum number of egress ACEs associated with an SVI, physical interface, or aggregate interface: 1,000
Number of VSU members	2
Number of IGMP groups	4,000
Number of MLD groups	1,024
Number of VRFs	100
Dimensions and Weight	
Dimensions (W x D x H)	442 mm × 330 mm × 43.6 mm (17.40 in. x 12.99 in. x 1.72 in.), 1 RU
Weight (full load)	5.7 kg (12.57 lbs)
CPU and Storage	
CPU	1.25 GHz ARM processor

Hardware Specifications	DG-S6120-20XS4VS2QXS
Storage	Flash memory: 1 GB RAM: 1 GB, 32-bit bandwidth and 4-bit ECC
Power and Consumption	
Maximum power consumption	< 85 W
Rated input voltage	DG-PA150I-F: AC input: Rated voltage range: 100–240 V AC; 50/60 Hz Rated input current: 3 A HVDC input: Rated voltage: 240 V DC Rated current per circuit: 3 A
Maximum input voltage	DG-PA150I-F: AC input: 90–264 V AC; 47/63 Hz HVDC input: 192–288 V AC
Environment and Reliability	
MTBF	> 200,000 hours
Primary airflow	Front-to-rear airflow
Operating temperature	0°C to 50°C (32°F to 122°F)
Storage temperature	–40°C to +70°C (–40°F to +158°F)
Operating humidity	10% to 90% RH (non-condensing)
Storage humidity	5% to 90% RH (non-condensing)
Maximum operating altitude	5000 m (16404.20 ft.)
Operating noise	< 78 dB
Interface surge protection	Power module: 6 kV

Software Specifications

DG-S6120-20XS4VS2QXS	
Feature	Description
Ethernet Switching	Jumbo frame (maximum length: 9,216 bytes)
	IEEE 802.1Q (supporting 4K VLANs)
	Maximum number of VLANs that can be created: 4,094
	Voice VLAN
	Super-VLAN and private VLAN
	MAC address-based, port-based, protocol-based, and IP subnet-based VLAN assignment
	GVRP
	Basic QinQ and selective QinQ
	STP (IEEE 802.1.d), RSTP (IEEE 802.1w), and MSTP (IEEE 802.1s)
	ERPS (G.8032)
	LACP (IEEE 802.3ad)
	LLDP/LLDP-MED
IP Service	Static and dynamic ARP
	DHCP server, DHCP client, DHCP relay, and DHCP snooping
	DNS
	DHCPv6 Client, DHCPv6 relay, and DHCPv6 snooping
	Neighbor Discovery (ND) and ND snooping
IP Routing	Static routing
	RIP and RIPng
	OSPFv2 and OSPFv3
	GR

DG-S6120-20XS4VS2QXS	
Feature	Description
IP Routing	IS-ISv4 and IS-ISv6
	BGP4 and BGP4+
	BGP4 and MP-BGP
	Equal and Weighted Cost Multi-Path (ECMP)
	IPv4/IPv6 VRF
	IPv4/IPv6 PBR
Multicast	IGMPv1/v2/v3 and IGMP proxy
	IGMPv1/v2/v3 snooping
	IGMP filtering and IGMP fast leave
	PIM-DM, PIM-SM, and PIM-SSM
	PIM-SSM for IPv4 and IPv6
	MLDv1/v2
	MLDv1/v2 snooping
	MSDP
	PIM-SMv6
	Multicast source IP address check Multicast source port check Validity check of IGMP packets
	Multicast querier
ACL and QoS	Standard IP ACLs (hardware ACLs based on IP addresses)
	Extended IP ACLs (hardware ACLs based on IP addresses or TCP/UDP port numbers)
	Extended MAC ACLs (hardware ACLs based on source MAC addresses, destination MAC addresses, and optional Ethernet type)

DG-S6120-20XS4VS2QXS	
Feature	Description
ACL and QoS	Expert-level ACLs (hardware ACLs based on flexible combinations of the VLAN ID, Ethernet type, MAC address, IP address, TCP/UDP port number, protocol type, and time range)
	Time-based ACLs
	ACL80 and IPv6 ACL
	Applying ACLs globally (hardware ACLs based on flexible combinations of the VLAN ID, Ethernet type, MAC address, IP address, TCP/UDP port number, protocol type, and time range)
	ACL redirection
	Port traffic identification
	Port traffic rate limiting
	802.1p/DSCP/ToS traffic classification
	Traffic classification based on 802.1p priorities, DSCP priorities, and IP precedences
	Traffic classification based on ToS values
	Congestion management: SP, WRR, DRR, WFQ, SP+WRR, SP+DRR, and SP+WFQ
	Congestion avoidance: tail drop, RED, and WRED
	Eight queues on each port
	Rate limiting in each queue
Security	AAA
	RADIUS and TACAS+
	Filtering of invalid MAC addresses Broadcast storm suppression Hierarchical management of administrators and password protection BPDU guard
	RADIUS authentication and authorization
	Port- and MAC address-based 802.1x authentication

Feature	Description
Security	IEEE802.1X authentication, MAC address bypass (MAB) authentication, and interface-based and MAC address-based 802.1X authentication
	Web authentication
	Hypertext Transfer Protocol Secure (HTTPS)
	SSHv1 and SSHv2
	ICMPv6
	IPv6 addressing and Path MTU Discovery
	Port security
	IP source guard
	SAVI
	ARP spoofing prevention
	CPP and NFPP
	Various attack defense functions including NFPP, ARP anti-spoofing, DHCP/DHCPv6 attack defense, ICMP attack defense, ND attack defense, IP scanning attack defense, and customizing attack defense packet types
	Loose and strict RPF uRPF ignoring default routes
Reliability	REUP
	Rapid Link Detection Protocol (RLDP), Layer 2 link connectivity detection, unidirectional link detection, and VLAN-based loop control
	Data Link Detection Protocol (DLDP)
	IPv4 VRRP v2/v3 and IPv6 VRRP
	BFD
	GR for RIP, OSPF, BGP, and other routing protocols Power modules in 1+1 redundancy mode Hot swapping of power modules and fan modules

DG-S6120-20XS4VS2QXS	
Feature	Description
Device virtualization	VSU
NMS and maintenance	SPAN, RSPAN, and ERSPAN
	sFlow
	NTP, SNTP, and NTP for IPv6
	FTP and TFTP FTP/TFTP v6
	SNMP v1/v2/v3 SNMP over IPv6
	RMON (1, 2, 3, 9) Various types of RMON groups, including event groups, alarm groups, history groups, and statistics groups, as well as private alarm extension groups RMON used to implement Ethernet statistics, historical statistics, and alarm functions
	NETCONF
	Flow-based mirroring, and N:1 and 1:N port mirroring
	CWMP
	gRPC
	OpenFlow Special 1.3 Flow table analysis defined by all protocols Transmission of specified packets to the controller Configuring the controller's IP address and port Notifying port status changes to the controller
	CLI (Telnet/console) Syslog IPv6 MIB support for SNMP Telnet v6 Traceroute v6 DNS v6

Note: The item marked with the asterisk (*) will be available in the future.

Protocol Compliance

DG-S6120 Series	
Organization	Standards and Protocol
IETF	<p> RFC 1157 A Simple Network Management Protocol (SNMP) RFC 1305 Network Time Protocol Version 3 (NTP) RFC 1349 Internet Protocol (IP) RFC 1350 TFTP Protocol (revision 2) RFC 1519 CIDR RFC 1591 Domain Name System Structure and Delegation RFC 1643 Ethernet Interface MIB RFC 1757 Remote Network Monitoring (RMON) RFC 1812 Requirements for IP Version 4 Router RFC 1901 Introduction to Community-based SNMPv2 RFC 1902-1907 SNMP v2 RFC 1918 Address Allocation for Private Internet RFC 2131 Dynamic Host Configuration Protocol (DHCP) RFC 2132 DHCP Options and BOOTP Vendor Extensions RFC 2571 SNMP Management Frameworks RFC 2863 The Interfaces Group MIB RFC 2865 Remote Authentication Dial In User Service (RADIUS) RFC 2925 Definitions of Managed Objects for Remote Ping, Traceroute, and Lookup Operations (Ping only) RFC 3046 DHCP Option82 RFC 3417 (SNMP Transport Mappings) RFC 3418 Management Information Base (MIB) for the Simple Network Management Protocol (SNMP) RFC 3575 IANA Considerations for RADIUS RFC 3579 RADIUS Support For EAP RFC 4022 MIB for TCP RFC 768 User Datagram Protocol (UDP) RFC 783 TFTP Protocol (revision 2) RFC 792 Internet Control Message Protocol (ICMP) RFC 793 Transmission Control Protocol (TCP) RFC 813 Window and Acknowledgement Strategy in TCP RFC 815 IP datagram reassembly algorithms RFC 826 Ethernet Address Resolution Protocol (ARP) RFC 854 Telnet Protocol RFC 959 File Transfer Protocol (FTP) RFC 1058 Routing Information Protocol (RIP) RFC 1583 OSPF Version 2 RFC 1981 Path MTU Discovery for IP version 6 RFC 1997 BGP Communities Attribute RFC 2236 IGMP RFC 2328 OSPF Version 2 RFC 2385 Protection of BGP Sessions via the TCP MD5 Signature Option RFC 2439 BGP Route Flap Damping RFC 2460 Internet Protocol, Version 6 (IPv6) RFC 2461 Neighbor Discovery for IP Version 6 (IPv6) RFC 2462 IPv6 Stateless Address Auto configuration </p>

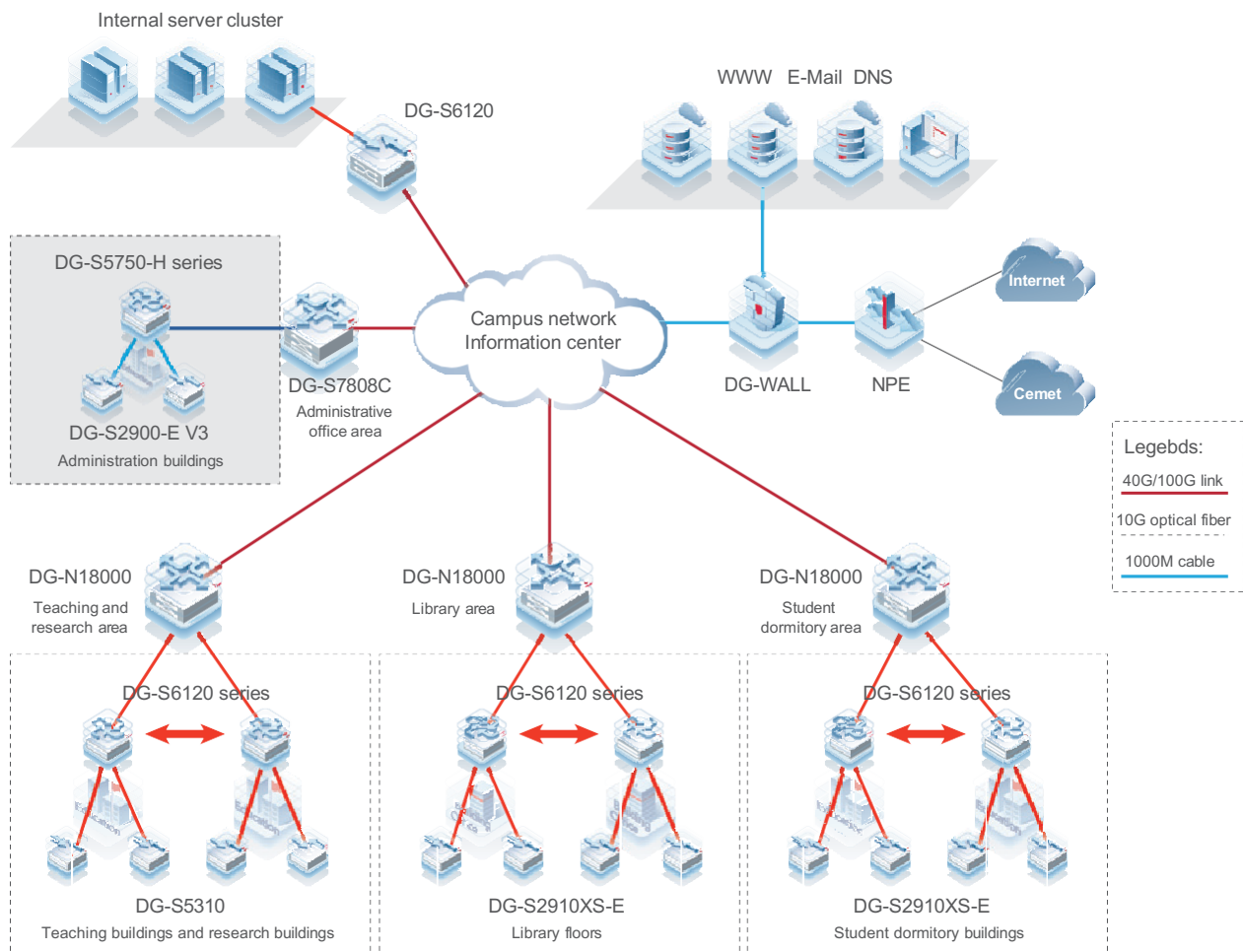
DG-S6120 Series	
Organization	Standards and Protocol
IETF	<p> RFC 2463 Internet Control Message Protocol for IPv6 (ICMPv6) RFC 2545 Use of BGP 4 Multiprotocol Extensions for IPv6 Inter Domain Routing RFC 2711 IPv6 Router Alert Option RFC 2787 Definitions of Managed Objects for the Virtual Router Redundancy Protocol RFC 2918 Route Refresh Capability for BGP 4 RFC 2934 Protocol Independent Multicast MIB for IPv4 RFC 3065 Autonomous System Confederation for BGP RFC 3101 OSPF Not so stubby area option RFC 3137 OSPF Stub Router Advertisement sFlow RFC 3509 Alternative Implementations of OSPF Area Border Routers RFC 3513 IP Version 6 Addressing Architecture RFC 3623 Graceful OSPF Restart RFC 3768 VRRP RFC 3810 Multicast Listener Discovery Version 2 (MLDv2) for IPv6 RFC 3973 PIM Dense Mode RFC 4271 A Border Gateway Protocol 4 (BGP 4) RFC 4273 Definitions of Managed Objects for BGP 4 RFC 4360 BGP Extended Communities Attribute RFC 4456 BGP Route Reflection: An Alternative to Full Mesh Internal BGP (IBGP) RFC 4486 Subcodes for BGP Cease Notification Message RFC 4552 Authentication/Confidentiality for OSPFv3 RFC 4724 Graceful Restart Mechanism for BGP RFC 4750 OSPFv2 MIB partial support no SetMIB RFC 4760 Multiprotocol Extensions for BGP 4 RFC 4940 IANA Considerations for OSPF RFC 5065 Autonomous System Confederation for BGP RFC 5187 OSPFv3 Graceful Restart RFC 5340 OSPFv3 for IPv6 RFC 5492 Capabilities Advertisement with BGP 4 RFC 6620 FCFS SAVI </p>
IEEE	<p> IEEE 802.2 Logical Link Control IEEE 802.1ab Link Layer Discovery Protocol IEEE 802.1ad Provider Bridges IEEE 802.1ax/IEEE802.3ad Link Aggregation IEEE 802.1D Media Access Control (MAC) Bridges IEEE 802.1D Spanning Tree Protocol IEEE 802.1Q Virtual Bridged Local Area Networks (VLAN) IEEE 802.1s Multiple Spanning Tree Protocol IEEE 802.1w Rapid Spanning Tree Protocol IEEE 802.3ad Link Aggregation Control Protocol (LACP) IEEE Std 802.3x Full Duplex and flow control </p>

Typical Applications

- DG-S6120 series switches can serve as aggregation devices on large-sized networks or core devices on medium- and small-sized networks, and provide full 10G Layer 3 access services on large-sized enterprise networks or campus networks.
- DG-S6120 series switches provide abundant security management mechanisms provide robust network security defense and highly secure network access control
- DG-S6120 series switches adopt sound management policies for bandwidth management to guarantee the bandwidth required by voice, multicast audio and video services, video on demand (VoD), and other key services.

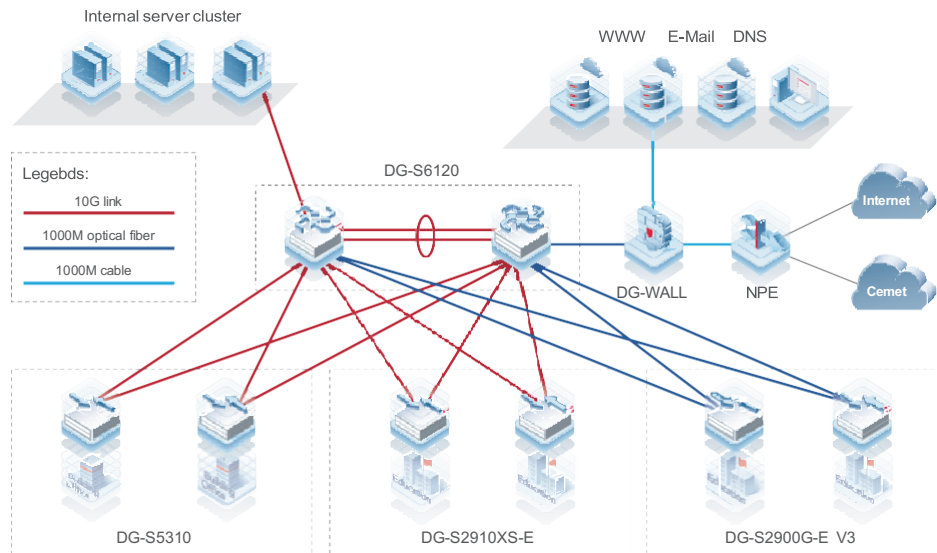
Scenario 1

The DG-S6120 series switches serve as aggregation switches on large-sized campus networks. They provide 10G bandwidth for access devices and high-performance 40G/100G bandwidth links from the aggregation layer to the core layer, to cope with increasing information amount of access users.



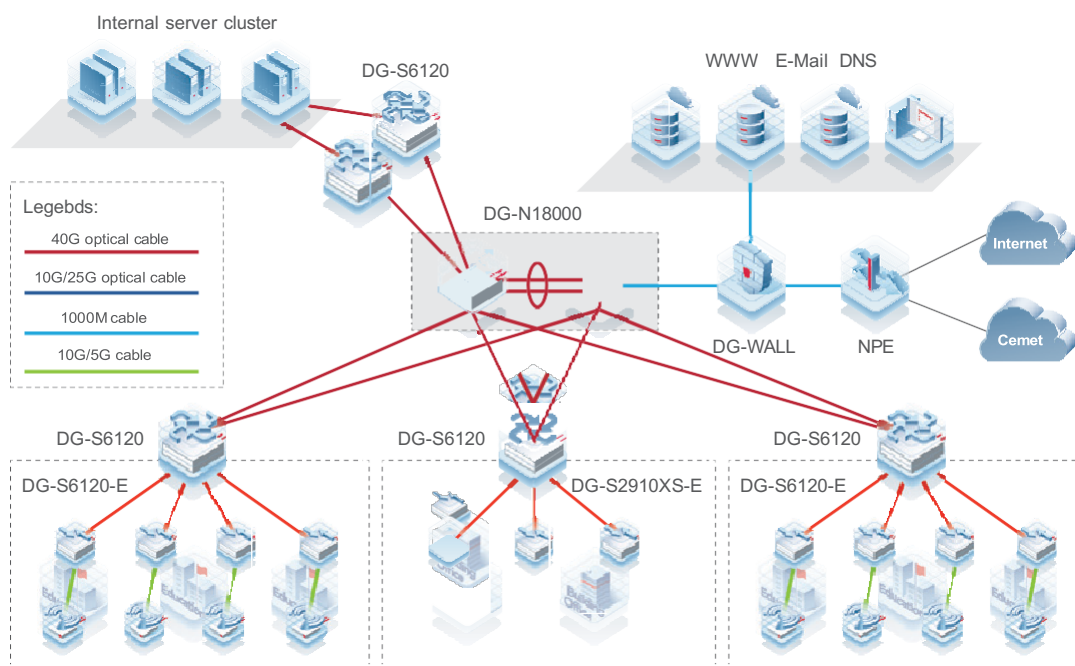
Scenario 2

The DG-S6120 series switches serve as 10G core switches on small- and medium-sized enterprise networks. The VSU technology helps simplify the network architecture and substantially improves the reliability and efficiency of the network system.



Scenario 3

The DG-S6120 series switches serve as access or aggregation switches on small- and medium-sized campus networks. The switches can provide high-speed access services for APs through the 2.5GE and 10GE ports and connect to aggregation devices through 10GE/25GE ports. The DG-S6120 series switches can provide high-performance 40GE bandwidth links from the aggregation layer to the core layer, to cope with increasing information amount of access users.



Ordering Guide

Follow the steps to order an DG-S6120 multi-GE switch:

- Select a model of DG-S6120 series switches. The device is fully equipped with fan modules that do not need to be purchased separately.
- Select power modules based on switch models. At least one power module is required.
- Select optical modules based on optical interfaces of the switch.

Models marked with asterisks (*) in Ordering Information will be available in the future.

Ordering Information

Switch and power modules

Model	Description
DG-S6120-20XS4VS2QXS	20 x 1G/10G SFP+ optical ports, 4 x 10G/25G SFP28 optical ports, and 2 x 40G QSFP+ optical ports, and up to 32 10G ports 2 x power module slots (at least one DG-PA150I-F-61 power module needs to be configured) 2 x fan module slots (the device is equipped with two fan modules upon delivery)
DG-PA150I-F-61	150 W AC power module that applies to the DG-S6120-20XS4VS2QXS

GE Optical Module

Model	Description
DG-1G-SX-MM850	Single-port 1000BASE-SX mini GBIC module (LC)
DG-1G-LX-SM1310	Single-port 1000BASE-LX mini GBIC module (LC)

10GE Optical Modules

Model	Description
DG-10G-SR-MM850	10G LC interface module (62.5/125 μ m: 33 m; 50/125 μ m: 66 m; 300-meter transmission at modal bandwidth of 2000 MHz•km), applicable to SFP+ ports
DG-10G-LR-SM1310	10G LC interface module (1310 nm), 10 km, applicable to SFP+ ports

Model	Description
DG-10G-AOC-1M	10GE SFP+ port cable, 1 m, including one cable and two interface modules
DG-10G-AOC-3M	10GE SFP+ port cable, 3 m, including one cable and two interface modules

25G Optical Modules

Model	Description
DG-25G-SR-MM850	25GE SR, SFP28, 850-nm wavelength, 100 m over MMF
DG-25G-LR-SM1310	25GE LR, SFP28, 1310-nm wavelength, 10 km over SMF
DG-25G-AOC-1M	25GE SFP+ active optical cable, 1 m, including two modules
DG-25G-AOC-3M	25GE SFP+ active optical cable, 3 m, including two modules

40G Optical Modules

Model	Description
DG-40G-SR-MM850	40GE SR, QSFP+ transceiver, applicable to QSFP+ ports OM3 and OM4 MMF, MPO, 8-core, 850-nm wavelength, 100 m over OM3 MMF or 150 m over OM4 MMF
DG-40G-LR-SM1310	40GE LR4, QSFP+ transceiver, LC, 1310-nm wavelength, 2-core, 10 km over SMF, applicable to QSFP+ ports
DG-40G-AOC-1M	40GE QSFP+ active optical cable, 1 m, including one cable and two interface modules
DG-40G-AOC-3M	40GE QSFP+ active optical cable, 3 m, including one cable and two interface modules

Warranty

For more information about warranty terms and period, contact your local sales agency:

Warranty terms: <https://datageneral.co/warranty-policy>

Note: The warranty terms are subject to the terms of different countries and distributors.

| More Information

For more information about Data General, visit the official Data General website or contact your local sales agency:

- Data General official website: <https://www.datageneral.co>
- Support: <https://www.datageneral.co/support>
- Email support: support@datageneral.co

*Protecting your network,
protecting you*



1201 North Market Street, Suite 111
Wilmington, DE 19801 (P) USA
Tel. +1 (302) 800-0910
<https://www.datageneral.co>